

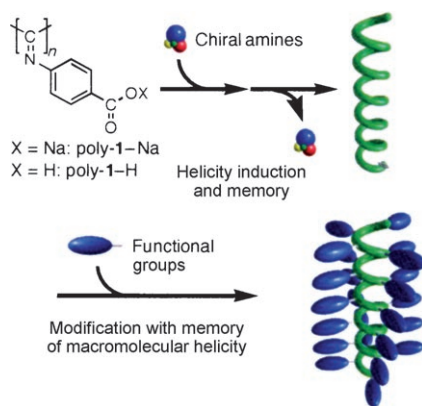
Helical Polymers

Y. Hase, Y. Mitsutsuji, M. Ishikawa,
K. Maeda, K. Okoshi, E. Yashima*

Unexpected Thermally Stable, Cholesteric
Liquid-Crystalline Helical Polyisocyanides
with Memory of Macromolecular Helicity

Chem. Asian J.

DOI: 10.1002/asia.200700051



Remember it well! The achiral sodium salt of poly(4-carboxyphenyl isocyanide) (poly-1-Na) folds into a one-handed helix induced by optically active amines in water, which remains when the amines are completely removed. Further modification of the side groups is possible without loss of memory of macromolecular helicity.

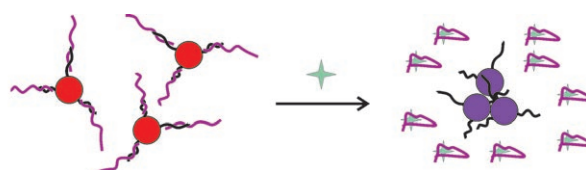
Aptamers

W. Zhao, W. Chiuman, M. A. Brook,*
Y. Li*

Simple and Rapid Colorimetric
Biosensors Based on DNA Aptamer and
Noncrosslinking Gold Nanoparticle
Aggregation

ChemBioChem

DOI: 10.1002/cbic.200700014



Hybridized AuNPs are stable
under a chosen salt condition

Unhybridized AuNPs are not stable
under the same salt conditions

The color purple. Upon binding of the target $+$, negatively charged DNA aptamers (shown in purple) dissociate from a gold nanoparticle surface; this

results in nanoparticle aggregation and a color change at a chosen salt concentration.

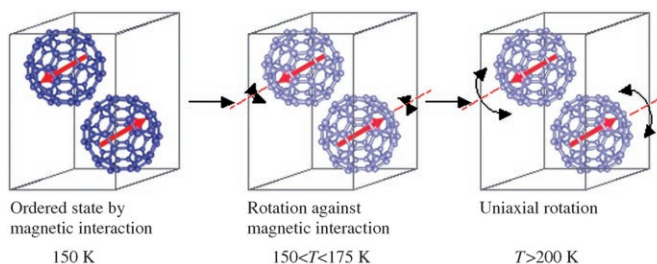
Metallofullerenes

Y. Ito, W. Fujita, T. Okazaki, T. Sugai,
K. Awaga, E. Nishibori, M. Takata,
M. Sakata, H. Shinohara*

Magnetic Properties and Crystal
Structure of Solvent-Free Sc@C_{82}
Metallofullerene Microcrystals

ChemPhysChem

DOI: 10.1002/cphc.200700097



Abnormal behavior of the magnetic susceptibility of solvent-free Sc@C_{82} microcrystals is observed between 120 K and 200 K (see figure). The presence of the

antiferromagnetic-like interaction exerted among Sc@C_{82} molecules restricts the molecular rotation to uniaxial.

Kinase Inhibitors

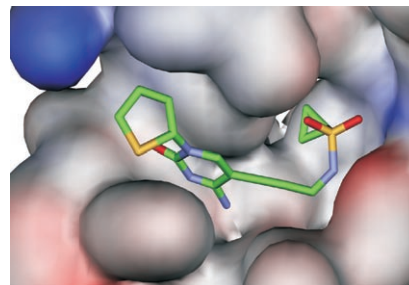
A. K. H. Hirsch, S. Lauw, P. Gersbach,
W. B. Schweizer, F. Rohdich,
W. Eisenreich,* A. Bacher, F. Diederich*

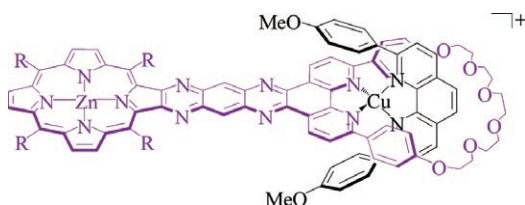
Nonphosphate Inhibitors of IspE Protein,
a Kinase in the Non-Mevalonate Pathway
for Isoprenoid Biosynthesis and a
Potential Target for Antimalarial Therapy

ChemMedChem

DOI: 10.1002/cmdc.200700014

IspE kinase inhibitors. The first inhibitors for the kinase IspE, an enzyme of the non-mevalonate pathway, are presented. The nonphosphate based inhibitors avoid binding to the ATP site but instead occupy the substrate site and a small, newly detected hydrophobic subpocket at the active site of IspE. With appropriate filling of this pocket, competitive inhibition constants K_{ic} in the upper nanomolar range are measured.





A novel macrocyclic ligand containing a porphyrin moiety was prepared by a step-

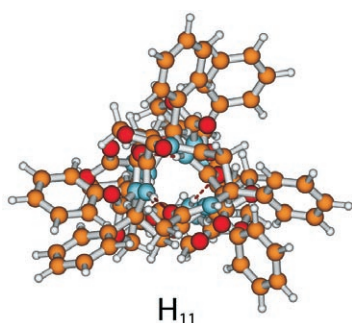
wise condensation and used in the preparation of a rotaxane-like structure.

Porphyrinoid Rotaxanes

J. Frey, W. Dobbs, V. Heitz,*
J.-P. Sauvage*

A 1,10-Phenanthroline-Containing Ring Connected to a Porphyrin by a Rigid Aromatic Spacer and Its Copper-Complexed Pseudorotaxane

Eur. J. Inorg. Chem.
DOI: 10.1002/ejic.200700177



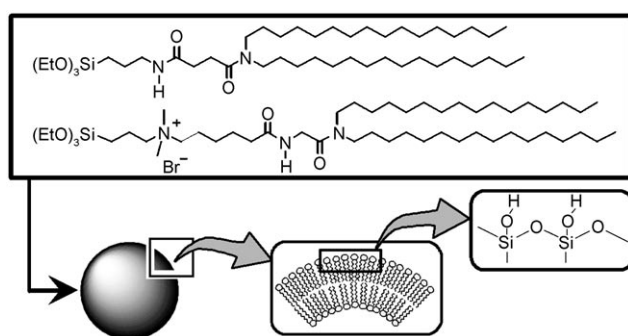
A novel class of foldamers containing (S)- β^3 -homophenylglycine and D-4-carboxyoxazolidin-2-one residues in alternate order is reported. The experimental conformational analysis proved that these oligomers fold into ordered structures and theoretical calculations suggest a helix with 11-membered hydrogen-bonded rings as the preferred secondary structure type.

Foldamers

G. Angelici, G. Luppi, B. Kaptein,
Q. B. Broxterman, H.-J. Hofmann,
C. Tomasini*

Synthesis and Secondary Structure of Alternate α,β -Hybrid Peptides Containing Oxazolidin-2-one Moieties

Eur. J. Org. Chem.
DOI: 10.1002/ejoc.200700134



An organic-inorganic hybrid, a so-called "cerasome", which has a liposomal bilayer structure and a polysiloxane surface, has been prepared by sol-gel reaction and self-assembly of lipidic organo-

alkoxysilanes. The formation process and properties of cerasomes are described in detail. It was revealed that cerasomes have high morphological stability compared with conventional liposomes.

Sol-Gel Reactions

K. Katagiri,* M. Hashizume, K. Ariga,
T. Terashima, J.-i. Kikuchi*

Preparation and Characterization of a Novel Organic-Inorganic Nanohybrid "Cerasome" Formed with a Liposomal Membrane and Silicate Surface

Chem. Eur. J.
DOI: 10.1002/chem.200700175



On these pages, we feature a selection of the excellent work that has recently been published in our sister journals. If you are reading these pages on a com-

puter, click on any of the items to read the full article. Otherwise please see the DOIs for easy online access through Wiley InterScience.